

Cancer prevalence in Switzerland

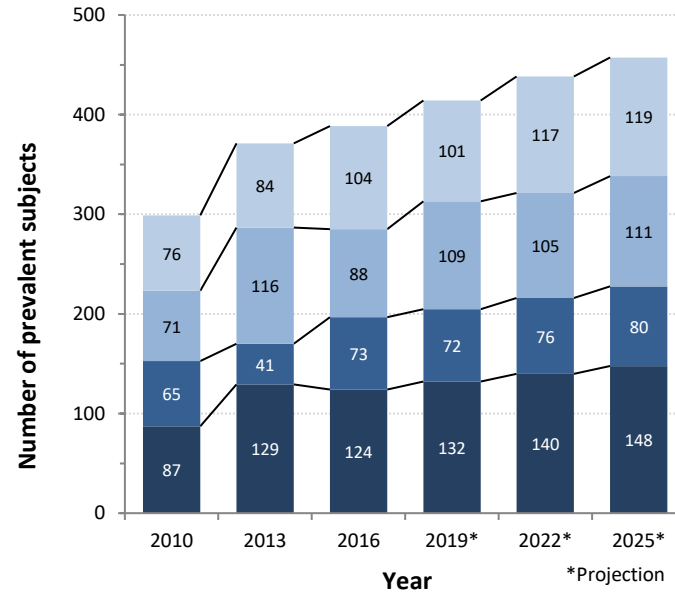
Gallbladder and other parts of biliary tract

C23 - C24

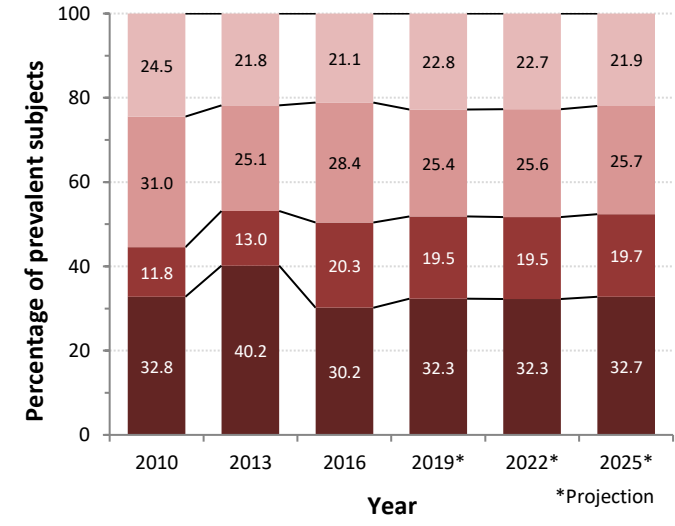
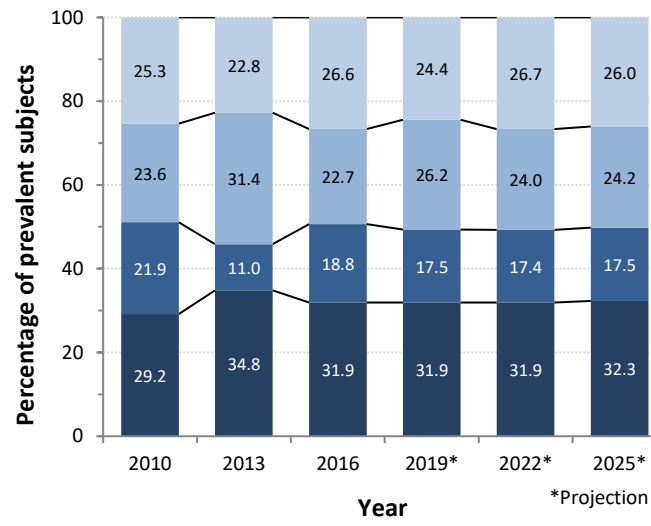
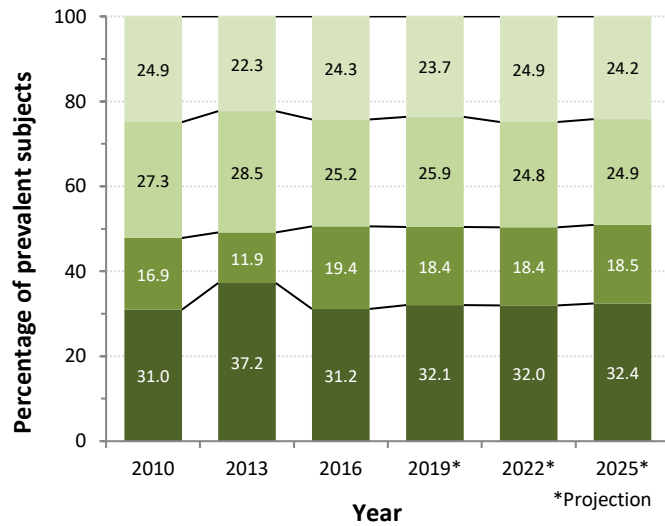
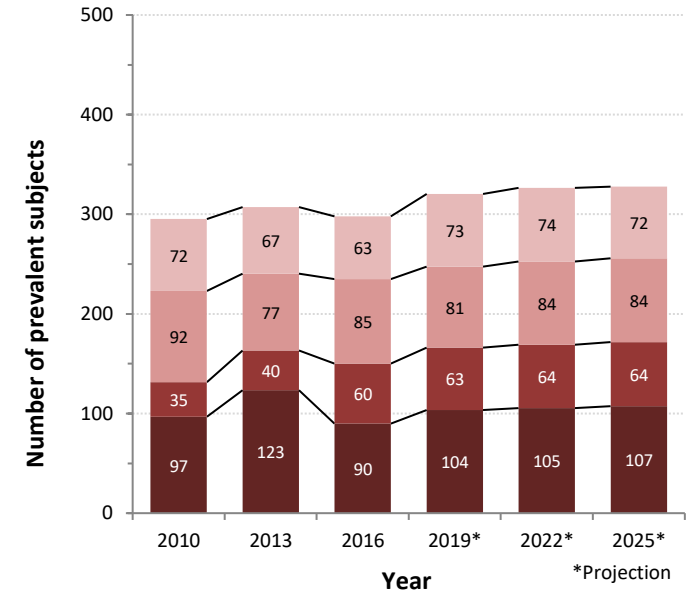
Both sexes



Men



Women



Years since Diagnosis 0-1 1-2 2-5 5-10

Years since Diagnosis 0-1 1-2 2-5 5-10

Years since Diagnosis 0-1 1-2 2-5 5-10

Technical note:

Cancer prevalence is defined as the number of persons alive at the date of reference and who have previously been diagnosed with cancer. Primary malignant cancer diagnoses were extracted from the National Cancer Dataset managed by the National Agency for Cancer Registration (NACR), hosted by the Foundation National Institute for Cancer Epidemiology and Registration (NICER), for the purpose of national cancer reporting in Switzerland. Data from 11 Swiss cantons registering cancer cases with diagnosis year at least 1999 up to 2016, and providing vital-status follow-up until 2016, were eligible for this study. In subjects with multiple primary malignant cancers, the first occurring diagnosis in each cancer reporting group was counted. Prevalence projections for reference dates after 31.12.2016 are based on predictions of incidence rates, survival proportions, and population sizes (2017 - 2025). The observed and projected number of prevalent subjects was extrapolated to the country as a whole and rounded to the nearest integer value.

Contact us in case of questions or requests for further technical details:

E-mail contact@nicer.org, or matthias.lorez@nicer.org

Phone +41 44 634 53 74

National Agency for Cancer Registration (NACR)

Foundation National Institute for Cancer Epidemiology and Registration (NICER)

Hirschengraben 82

CH-8001 Zurich

Switzerland